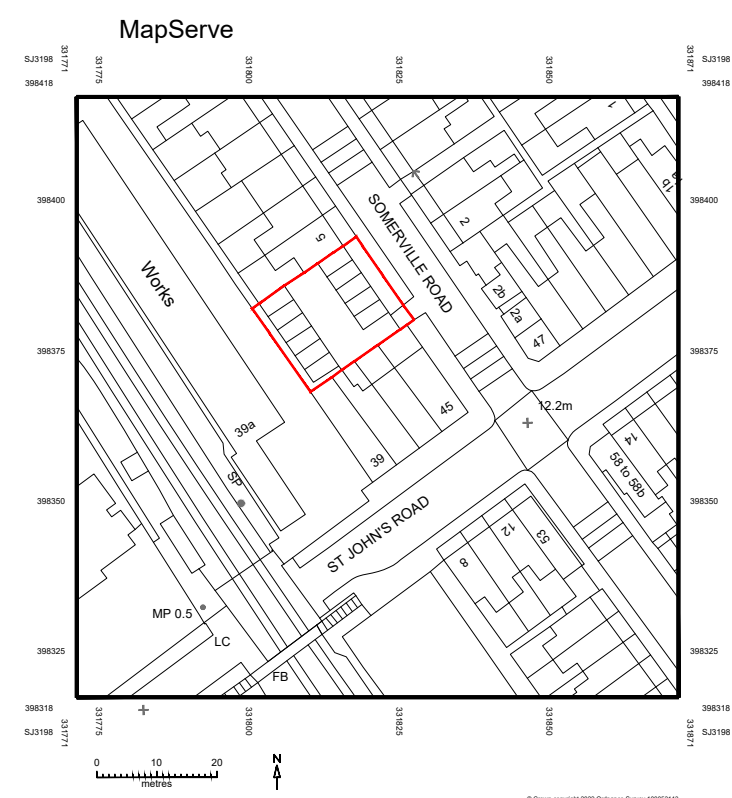
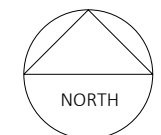


This drawing to be read in accordance with the specification/Bills of Quantities and related drawings.  
 No Dimensions to be scaled from this drawing.  
 All stated dimensions to be verified on site and SMASHBOX notified of any discrepancies.



SITE LOCATION PLAN 1:1250



FOR PLANNING

Project  
 LAND AT SOMERVILLE ROAD  
 SEFTON  
 LIVERPOOL  
 L22 9QY

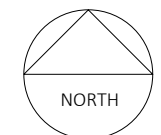
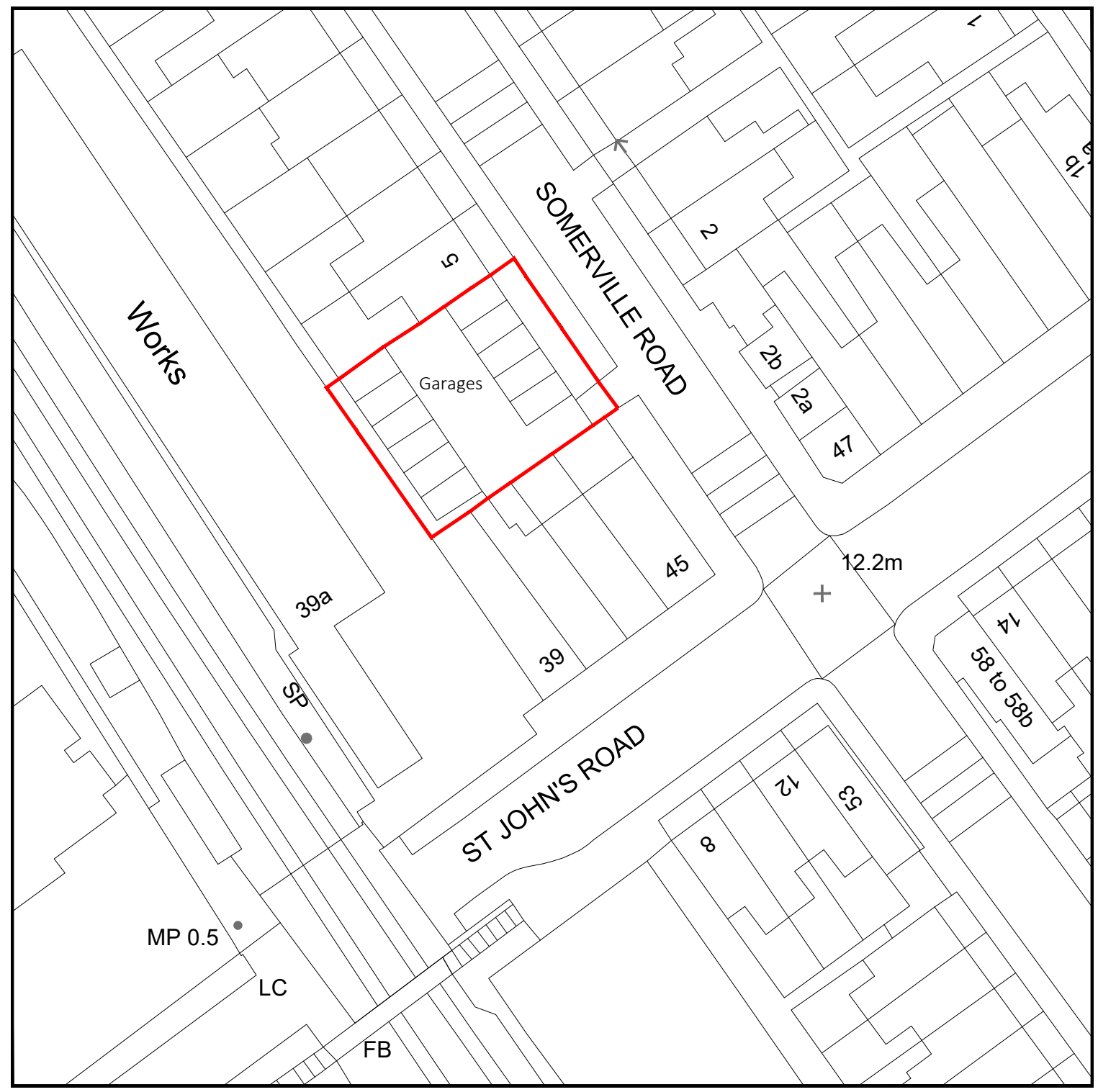
Title  
 SITE LOCATION PLAN

Scale	Date
1:1250@ A3	SEPTEMBER 2022
Drawn	Checked
SB	-
Drawing Number	Revision
6474_P01	-



97 Alderley Road | Wilmslow | Cheshire | SK9 1PT  
 ARCHITECTURE DESIGN INTERIORS  
 T. 01625 466 557 E. hello@smashboxarchitecture.com  
 www.smashboxarchitecture.com

This drawing to be read in accordance with the specification/Bills of Quantities and related drawings.  
 No Dimensions to be scaled from this drawing.  
 All stated dimensions to be verified on site and SMASHBOX notified of any discrepancies.



FOR PLANNING

Project  
 LAND AT SOMERVILLE ROAD  
 SEFTON  
 LIVERPOOL  
 L22 9QY

Title  
 EXISTING SITE LAYOUT PLAN

Scale 1:1250@ A3	Date SEPTEMBER 2022
Drawn SB	Checked -
Drawing Number 6474_P02	Revision -

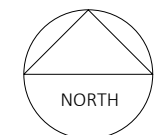
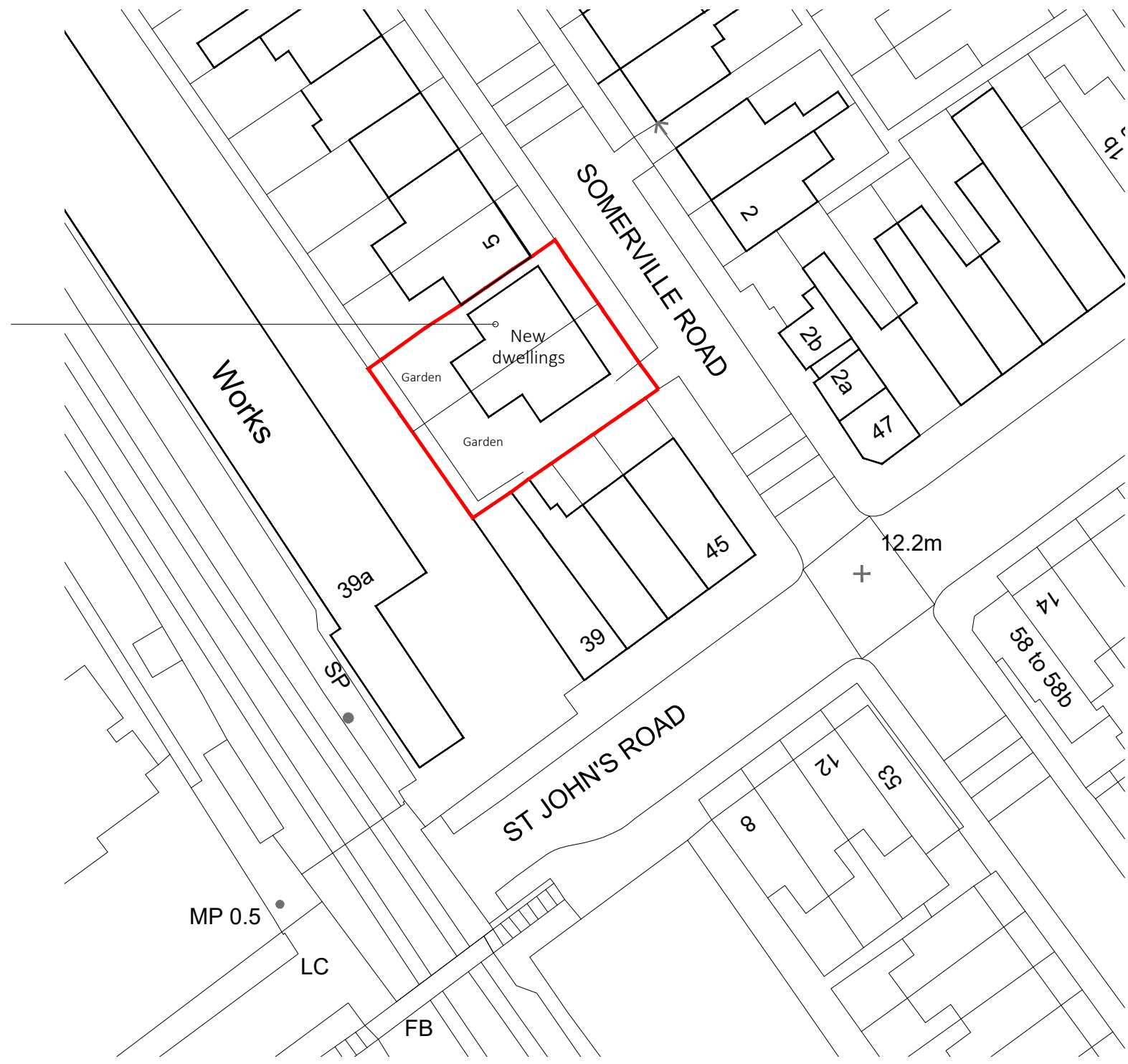
**SMASHBOX**

97 Alderley Road | Wilmslow | Cheshire | SK9 1PT  
 ARCHITECTURE DESIGN INTERIORS  
 T. 01625 466 557 E. hello@smashboxarchitecture.com  
 www.smashboxarchitecture.com

This drawing to be read in accordance with the specification/Bills of Quantities and related drawings.  
 No Dimensions to be scaled from this drawing.  
 All stated dimensions to be verified on site and SMASHBOX notified of any discrepancies.

The demolition of existing garages and the erection of 2nr dwellings within the site

Vehicular access can be retained to the side if appropriate



FOR PLANNING

Project  
 LAND AT SOMERVILLE ROAD  
 SEFTON  
 LIVERPOOL  
 L22 9QY

Title  
 PROPOSED SITE LAYOUT PLAN  
 (ILLUSTRATIVE ONLY)

Scale 1:1250@ A3	Date SEPTEMBER 2022
Drawn SB	Checked -
Drawing Number 6474_P03	Revision -

